


NX-009 Glazed tile roof bracket (Straight hook type)



This system consists of the following components:



DESCRIPTION:

- Installation place:  
Glazed tile roof
- Module slop:  
According to the practical demand
- Drawing force:  
1000N
- Wind load:  
40m/s、32.5kg/m<sup>2</sup>、level 13
- Snow load:  
70kg/m<sup>2</sup>
- Module type:  
Frame
- Material:  
Aluminum, stainless steel
- Colour:  
Natural
- Warranty time:  
25 years.

- ADVANTAGES:
1. Good Appearance.
  2. Easy and flexible Installation.
  3. Diversified design
  4. Light dead-weight.
  5. Save installation materials

Project example photo



1 First step

Remove the tile and fix the hook to the purlin with a self-tapping screw, as shown in Figure 1.




Figure 1 (a)




Figure 1 (b)

2 Second step

Secure the rail to the hook with a hexagon socket head bolt, as shown in Figure 2.



Figure 2

3 Third step

Fix the solar modules on the rail with middle clamps and side clamps, as shown in Figure 3




Figure 3 (a)



Figure 3 (b)




Figure 3 (c)

Project example photo

